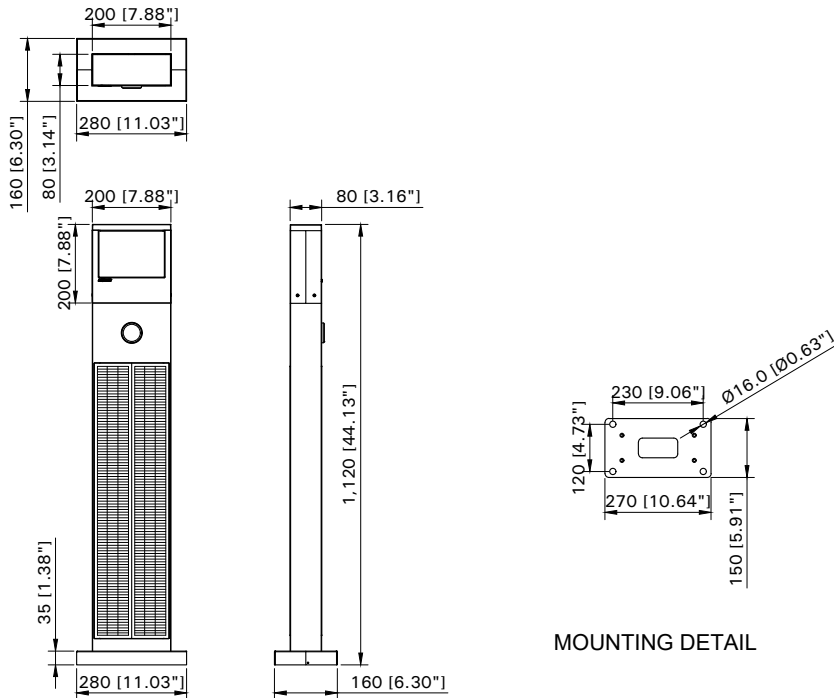


INSTALLATION AND SERVICE MANUAL

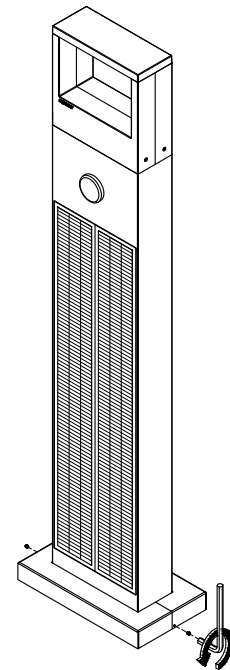
LIGMAN
NORTH AMERICA

For Installation of Augusta 10 Solar integrated bollard.
Model. UAUG-10061, UAUG-10062 and UAUG-10063

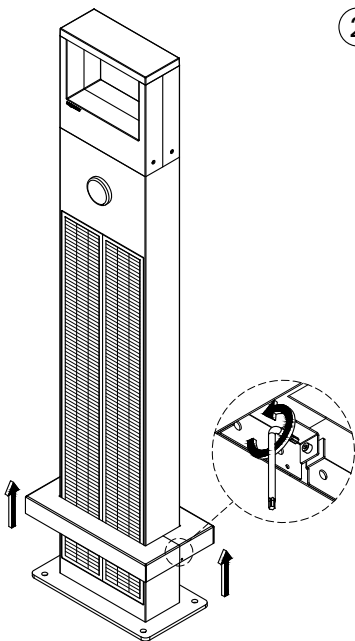
Product drawing (dimensions)



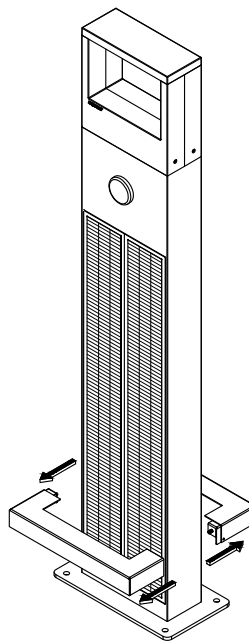
1



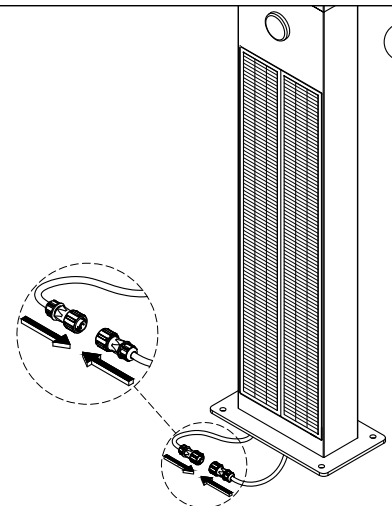
2



3



4



Connection cable between
solar and battery

Notice to installer :

- 1.WIRING INSTRUCTIONS** Warning : RISK OF FIRE AND ELECTRICAL SHOCK. : FIXTURE MUST BE INSTALLED BY A QUALIFIED ELECTRICIAN ONLY>FIXTURE IS INTENDED FOR INSTALLATION IN ACCORDANCE WITH THE NATIONAL ELECTRICAL CODE, LOCAL AND FEDERAL CODE SPECIFICATIONS. DISCONNECT POWER BEFORE SERVICING.
- 2.This fixture has a VOLTAGE SPECIFIC BALLAST,Check that the supply voltage is the same as the installed ballast voltage.**

Ligman Lighting USA

7144 NE Progress Court, Hillsboro
Oregon, 97124, USA
Tel : 503 645 0500 | Fax : 503 645 8100

